



## Cleaning your Noopli mat is a simple process, completed in minutes.

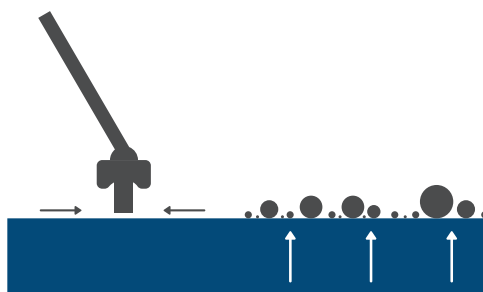
Noopli is only effective when properly maintained. This process is easily managed as it can be integrated into existing SOPs. Noopli's ability to capture and retain physical and microbiological contamination can leave the mat surface looking dirty towards the end of the day or shift (depending on the frequency and intensity of traffic passing over the surface). This just highlights that Noopli is working.

Cleaning is easy and requires no specialised equipment, just spray, agitate and remove retained contamination from the surface.



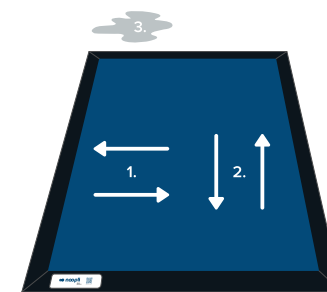
### Spray.

With our recommended cleaners (**refer to our latest approved cleaning solutions document**), liberally spray the surface and leave for a minute to allow it to soften the retained contamination.



### Agitate.

With our recommended squeegee (**on the next page**), apply firm pressure and agitate the surface back and forth. This will disturb the retained contamination and release it from the mat surface.




### Remove.

1. Agitate across the width of the surface.
2. Agitate across the length of the surface.
3. Remove agitated contamination from the surface into one location off the mat, soak up and dispose. **Ensure the mat is fully dry before allowing traffic to travel over the surface.**

## Our recommended cleaning squeegee is the Vikan cleaning system.

The Vikan squeegee comes in blue and is ideal for enabling firm agitation of the Noopli surface. The Vikan has a double-bladed cell rubber squeegee, which can be used with any Vikan handle. The cassette can be removed easily for cleaning or replacement. We recommend replacement of the cassette every 2-3 months or in line with established SOPs.

The Vikan handle, squeegee head and cassette can be ordered through Noopli if you wish to have this delivered with your order.



## Brief Specifications.

Material of head.	Polypropylene and Cellular rubber.	Head Autoclave temp	80 °C. (max)
Material of handle.	Anodised Aluminium and Polypropylene.	Assembled length.	1420mm.
Material of cassette.	Polypropylene and Cellular rubber.	Assembled width.	400mm.
Handle Autoclave temp	121 °C (max).	Assembled net weight.	0.69kg.

Full specifications and product data sheets are available on request. Email to your Noopli representative or [help@noopli.com](mailto:help@noopli.com).