




Product construction.



One seamless solution.


Noopli's solution combines multiple components into one seamless solution - from the underside tapes, to the polymeric coating on top, every element has been carefully designed and sourced to ensure optimum performance when in use. **Our ultimate aim is to help you capture, retain and reduce floor level physical and microbiological contamination.**

 **POLYMERIC COATING**


Designed and formulated for maximum particle capture and retention. Smooth surface to ensure maximum surface contact.

 **ADHESIVE**


A blend of adhesive tapes, configured to protect the sub-floor and prevent water ingress when in use.

 **LABELLING OPTIONS**

All Noopli products come with ID labels. Options are available to bespoke to you e.g. brand, QR codes.

 **BACKING MATERIAL**

High tensile strength backing to ensure longevity in use - either foot or wheeled traffic.

 **EDGING**


Specially sourced low gradient edging. Allowing smooth transition on and off the mat surface.

A robust secondary floor covering.

Noopli acts as a secondary floor covering, enabling effective contamination and particulate control at floor level from both feet and wheels.

Noopli has a variety of products to suit the majority of traffic types; from light traffic such as footfall to heavy traffic such as forklifts. Our blend of specially sourced adhesives enables instant adhesion to the sub-floor and is instantly usable, no waiting, no curing - installed and ready to go for all traffic types.

It's incredibly important to consider the environment that Noopli is going into and choose the appropriate product. Together with our direct survey team or trusted partner we will walk the facility with you and guide you on best placement and what activities should be performed on the mat.



3 or more footsteps are considered an acceptable contact frequency.



3 or more wheel rotations are considered an acceptable contact frequency - regardless of diameter.

**CAPTURE.
RETAIN.
REDUCE.**

**SIMPLE.
EFFECTIVE.
CONTROL.**

 **noopli**

**SELF-
INSTALL**



Scan to know more

Maximise your protection.

Intelligent installation.


The issue with existing solutions such as peel-off mats is floor coverage. Singular or ganged peel-off mats do not offer the same level of protection vs. a complete, seamless floor covering that maximises available floor space. Intelligent use of size and shape can be very beneficial to overall contamination control effectiveness.

There will be situations where maximising available floor space is either not possible, nor efficient. However, being smart with the available area will significantly improve the ability to CAPTURE, RETAIN and REDUCE the spread of contamination.



Washable, loose laid contamination control mat.


Specially designed and manufactured to capture, retain and reduce foot-borne viable and non-viable particulates, enabling effective contamination protection. **Installation is easy** - simply unroll and move into the desired area - **no fuss and maximum flexibility**.



noopli
LOOSE LAID

Washable, self-installation contamination control mat.

Specially designed and manufactured to capture, retain and reduce foot-borne viable and non-viable particulates, enabling effective contamination protection. Designed for contact free installation, the mat is shipped flat packed and assembled - **simply unpack, remove the release liner on the underside and place into desired area - no fuss**.



noopli
SELF-INSTALL



Embedded into Noopli surface.



1-2 YEAR LIFE
Expected life dependent on environment.



Foot and very light wheeled traffic.



Repositionable as and when needed.



Use, clean, repeat. No unnecessary waste created.



Embedded into Noopli surface.



1-2 YEAR LIFE
Expected life dependent on environment.



Foot and light wheeled traffic.



Use, clean, repeat. No unnecessary waste created.



Max 100kg per mat area (wheeled traffic).



Quick and easy cleaning.



3.5 mm overall thickness.

3-4

Steps and wheel rotations needed.



ESD - 10⁹⁻¹⁰.



Max 400kg per mat area.



Quick and easy cleaning.



5 mm overall thickness.

3-4

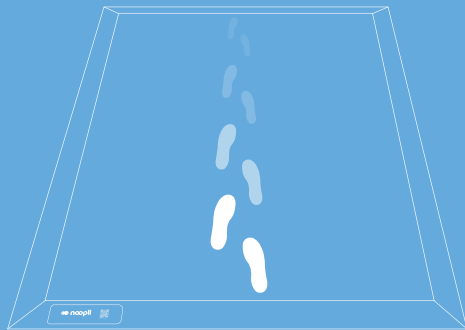
Steps and wheel rotations needed.



ESD - 10⁹⁻¹⁰.

Washable, high performance contamination control mat.

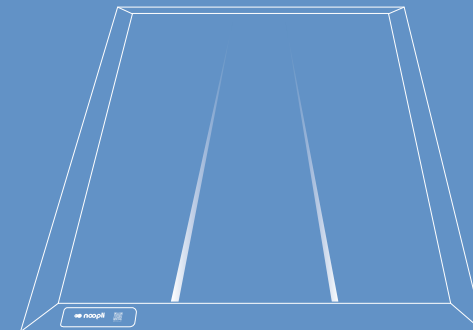
Installed by trained service technicians, specially designed and manufactured to capture, retain and reduce foot and wheel-borne viable and non-viable particulates, over an extended period of time.



noopli
WALK

Washable, reinforced, high performance contamination control mat.

Installed by trained service technicians and specially designed to take higher traffic loads in more demanding areas. Noopli Pro is also available with stainless steel edging to help protect the entry and exit off the mat surface.



noopli
PRO



Embedded into Noopli surface.



3-5 YEAR LIFE
Expected life dependent on environment.



Foot and light/medium wheeled traffic.



Use, clean, repeat. No unnecessary waste created.



Embedded into Noopli surface.



3-5 YEAR LIFE
Expected life dependent on environment.



Foot and medium/heavy wheeled traffic.



Reinforced backing.



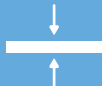
Use, clean, repeat. No unnecessary waste created.



Max 1000kg per mat area.



Quick and easy cleaning.



2 mm overall thickness.

3-4

Steps and wheel rotations needed.



ESD - 10⁹⁻¹⁰.



Max 3000kg per mat area.



Quick and easy cleaning.



2 mm overall thickness.

3-4

Steps and wheel rotations needed.



ESD - 10⁹⁻¹⁰.

More footsteps taken, the greater the contamination control.

With every footstep taken on Noopli, particulate matter and contamination reduces by ~30%. 3-4 footsteps are recommended to ensure an effective floor level barrier to your controlled areas.

Noopli performs.

Noopli is just as effective with wheeled traffic, as it is with pedestrian traffic.

Noopli Walk is effective up to loads of 1000kg per mat area. Noopli Pro goes that step further; up to of loads 3000kg per mat area. This is possible with toughened backing.

Product placement.



Placement within controlled and critical areas.

Planning, prior to any installation is absolutely key to make sure that the right solution is specified for the right area/environment. Within controlled production areas there are many areas that could benefit from placement of Noopli, including; **personal airlocks, changing areas, material airlocks, production areas, inspection areas, preparation areas, labs, access corridors** to name but a few.

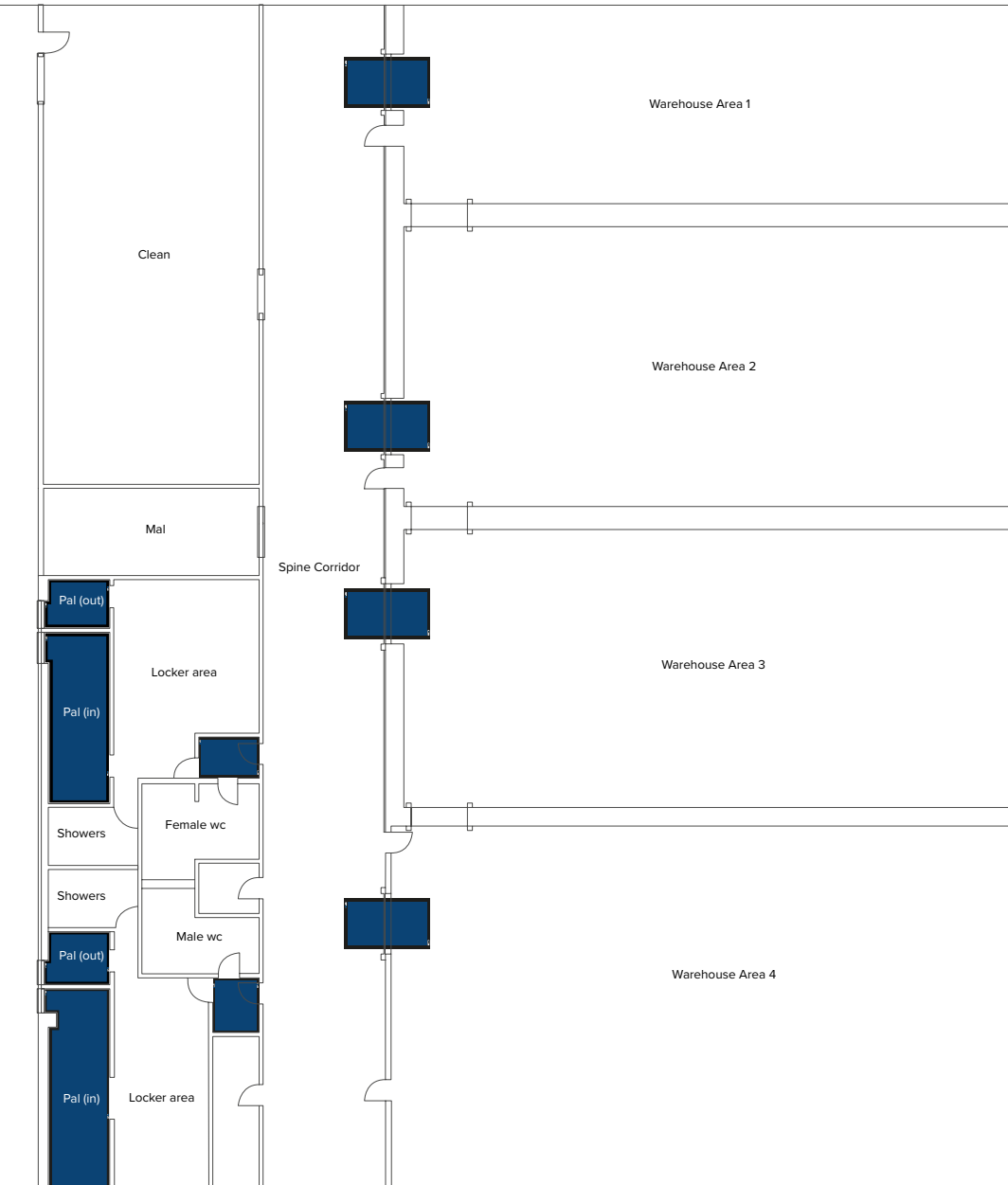
The examples above are clearly for production/manufacturing facilities such as **Pharmaceuticals**, however, other facilities in industries such as **Automotive, Aerospace, Bio-Medical, Electronics, Food Production, Hospitals, and Healthcare and Medical Device manufacture** can also benefit where controlled and critical areas are present.

Within controlled and critical areas we suggest the below product types in order to maximise physical and microbiological contamination control:



We pride ourselves on our service. At every opportunity we will look to conduct a free site survey of your facility and have constructive conversations about the best approach.





Placement within industrial and lesser controlled areas.

In addition to controlled/critical areas, other areas can also benefit from Noopli, including; **warehousing areas and areas connected to spine corridors**, plus many more. It's important to consider the entire facility and how the management of contamination can be designed from the entrance of a facilities, right up to highly controlled areas. Noopli of course is not the total solution, but can form an important part of the entire strategy.

Within areas that are considered 'less controlled' but require some form of contamination/particle control we suggest the below product types:



The primary objective of Noopli mats is to protect those areas deemed controlled. E.g. facilities such as the one on the left - the strategy is create a protective ring around production. This ensures any foot or wheeled traffic will have (at some point) travelled across Noopli.

2 objectives, 1 result.

The objective of Noopli mats is to capture the maximum amount particles and contamination at floor level. Once captured, these are retained to ensure they're not released back into the environment, reducing the amount of potentially harmful physical and microbiological contamination entering into your controlled areas.

Capture. Retain. Reduce.




Capture.

Noopli's polymeric coating is a naturally tacky surface, which not only attracts particles through electrostatic forces but can effectively capture viable and non-viable particles up to 100 µm. Noopli is equally effective at capturing contamination from foot and wheeled traffic.



Retain.

With other known solutions such as peel-off mats, particle collection effectiveness is dramatically reduced after one footstep - limiting repeated capture and retention. Noopli not only captures but retains particles on the material surface after multiple over-striking footsteps, but together with silver based antimicrobial action it helps inhibit and reduce the transfer of harmful contamination entering into your controlled areas.



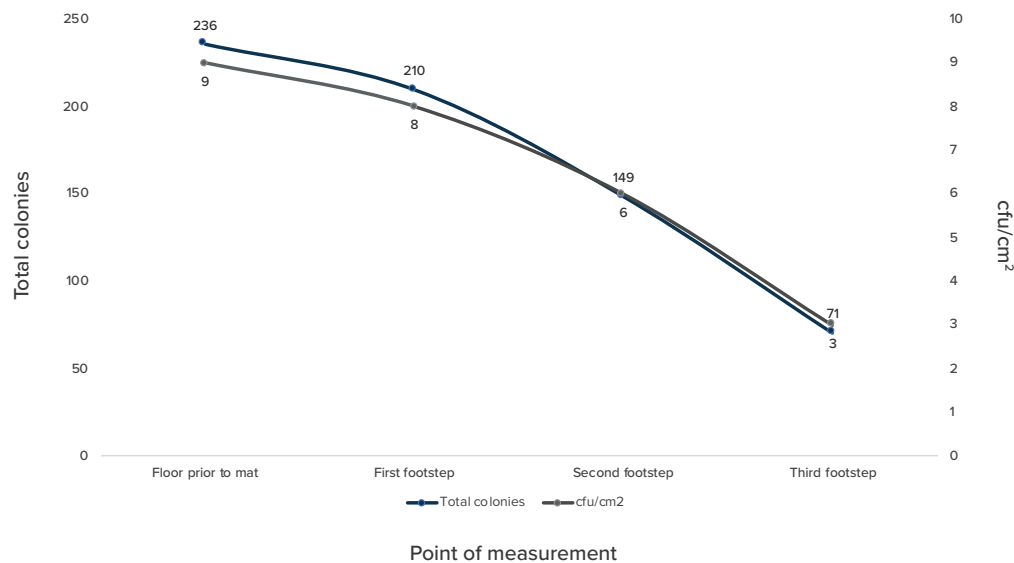
Reduce.

Cleaning of the mat surface is integral to maintaining capture and retention effectiveness. Integration into the facility's existing wet-clean cycle/SOPs will ensure mat optimisation and the reduction of viable and non-viable particles from entering into your controlled areas.

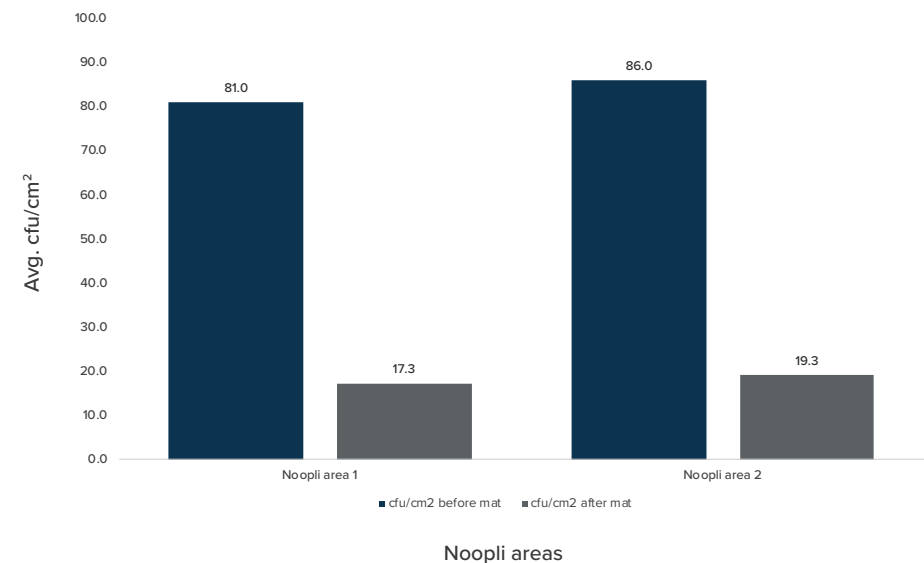
Verified performance, from lab to live site environments.

We know each environment is different and the variables for performance are vast. In addition to having independent labs verify efficacy, every so often we engage with live sites, with live installations and test product performance. This helps us stay up to date with our quality claims.

Lab conditions.



Live site conditions.



Efficacy testing conducted in lab conditions, performed by Biochemik. Test performed to PN-ISO 18593:2018-08 and PN-EN ISO 4833-1:2013-12 testing standards.

Efficacy testing conducted at a live site, drawing comparison between two test areas after stepping on the mat 3 times prior to entering a controlled environment. Conducted over a 2-week period using Tryptic soy (TSA) irradiated standard collection plates, under standard incubation procedures.

**CAPTURE.
RETAIN.
REDUCE.**

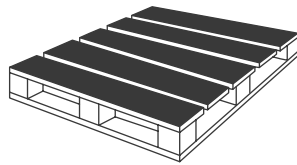
**SIMPLE.
EFFECTIVE.
CONTROL.**

Good mat management will prolong Noopli's working life.


As with any other secondary flooring covering, it is imperative that all users are aware of its purpose and also its limitations. Noopli has been designed with particular environments in mind but it is not immune to neglectful use, which can cause irreparable damage and reduce the mats ability to help protect your critical environment.



Walk naturally across the surface. People can stop, turn and move.




Do not place pallets or product on the surface.



Keep pallet and forklift truck forks high.



Noopli is slippery when wet. Clear up any spillages straight away.



Marks and scuffs will appear. This will not affect performance.



Travel sensibly across the surface. No braking or turning.

We will always advise on the suitability of Noopli in a particular area when conducting our site survey and work with you to ensure you're getting the best possible performance when in place. **Noopli will look dirty during usage and this is perfectly normal – it illustrates it's doing its job.** Build up of contamination should be monitored, and cleaning SOP's should be adapted to suit.

Integration into wet-clean cycle and SOPs is vital.

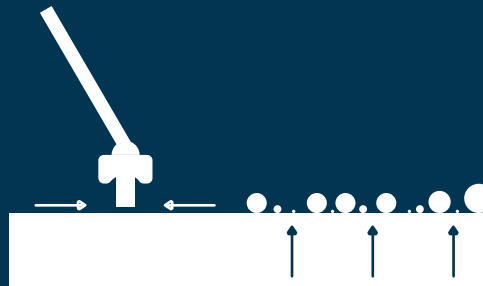
Noopli is only effective when properly maintained. This process is easily managed as it can be integrated into existing SOPs. It's vital to discuss this when specifying Noopli into your facility. Noopli's ability to capture and retain viable and non-viable particles can leave the mat surface looking very dirty towards the end of the day or shift (depending on the frequency and intensity of traffic passing over the surface).

Cleaning is easy and requires no specialised equipment, just spray, agitate and remove retained contamination from the surface. Simple.



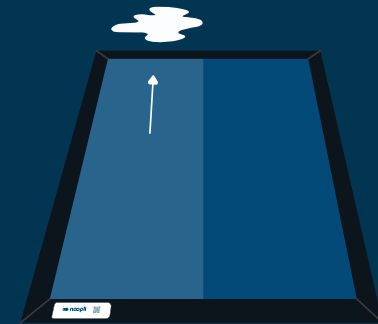
Spray.

With our recommended cleaners, spray the surface and leave for a few minutes to allow it to soften the retained contamination. The cleaners will be similar to those currently used within your facility.



Agitate.

With our recommended squeegee, move across the mat surface and agitate as you move along. This will disturb the retained contamination and release it from the mat surface.



Remove.

Using the same squeegee, remove the agitated contamination off the mat surface, ideally into one location so that there is a single area where the contaminants can be soaked up and disposed of.


Noopli mats are designed to last for a number of years (dependent on traffic frequency and intensity). The three step cleaning process will generally keep your mat working effectively if performed at regular intervals e.g. a minimum of once per shift/day.

**SIMPLE.
EFFECTIVE.
CONTROL.**



We're committed to you.

Our goal, regardless of industry, is to protect you and your controlled/critical environments from health and economic harm.





For more information, please go to www.noopli.com
or email us at hello@noopli.com.